District 330 A

As of May 2026 Cumulative

Year	New Clubs	Dropped Clubs	Gain/ Loss Clubs	New Members	Charter Members	Reinstate Members	Transfer Members	Total Member Added	Total Members Dropped	Gain/ Loss Members
2021-2022	2	4	-2	483	64	7	11	565	521	44
2022-2023	1	6	-5	414	32	39	70	555	828	-273
2023-2024	3	8	-5	325	103	18	15	461	1,127	-666
2024-2025	2	6	-4	394	46	30	18	488	883	-395
2025-2026	2	0	2	362	65	7	38	472	366	106
Average	**2**	**5**	**-3**	**396**	**62**	**20**	**30**	**508**	**745**	**-237**

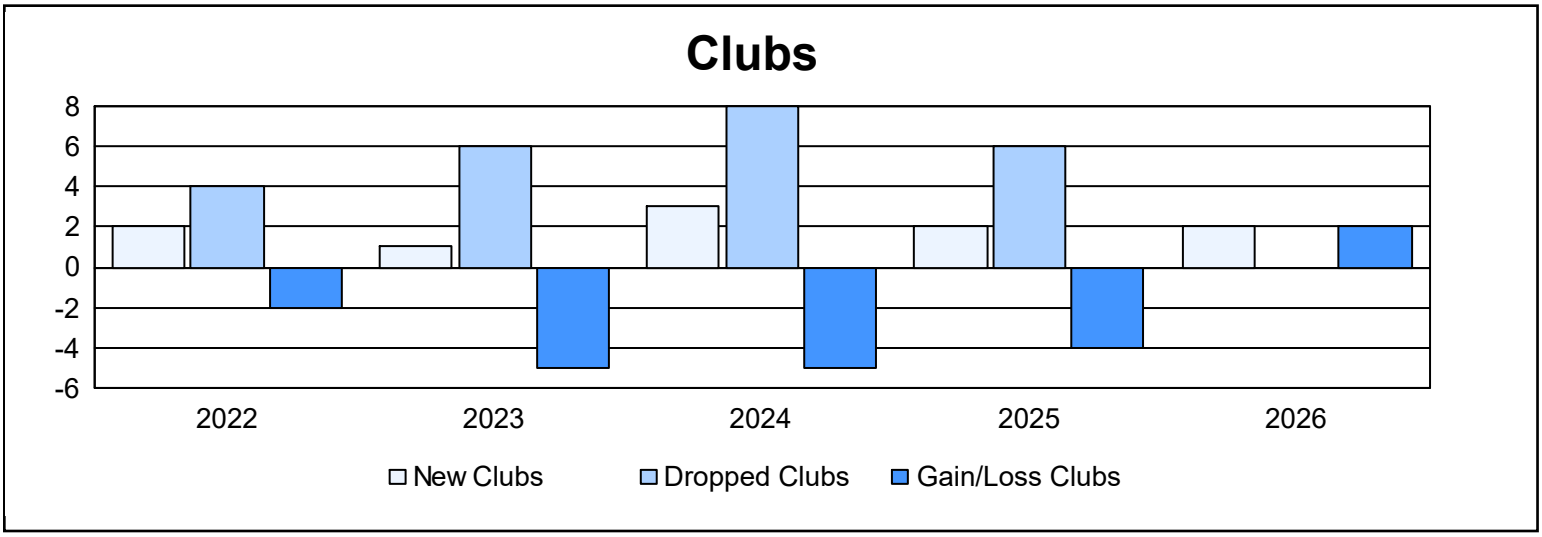

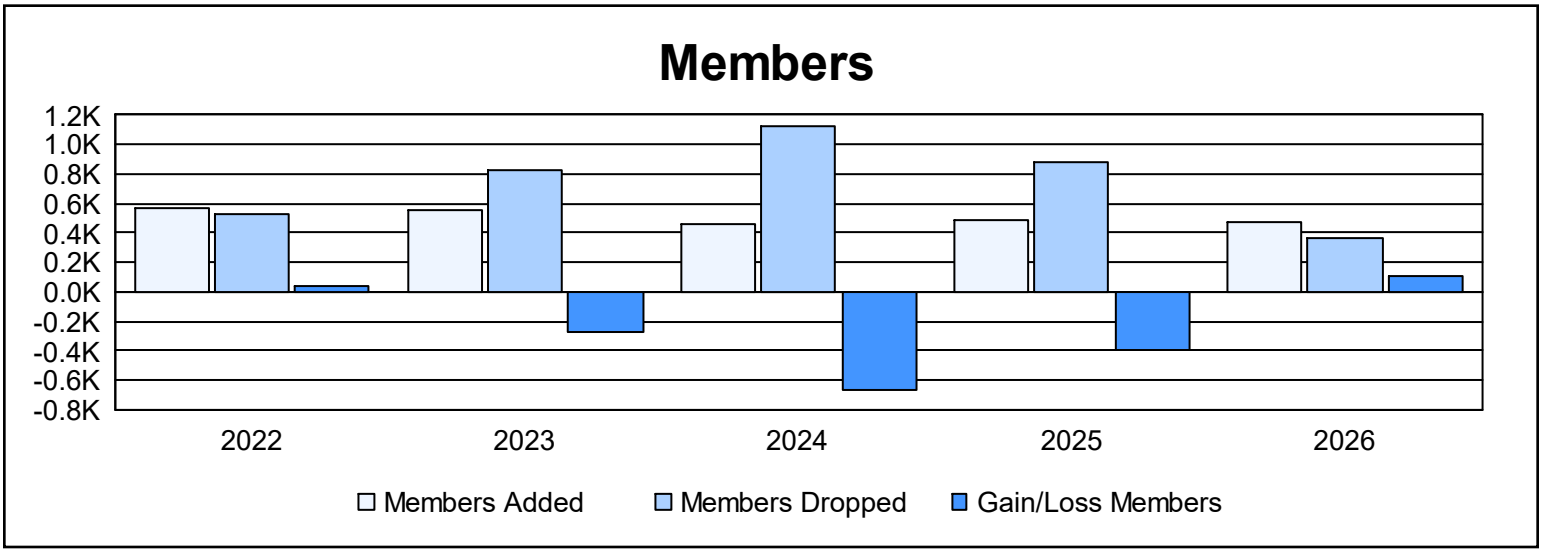

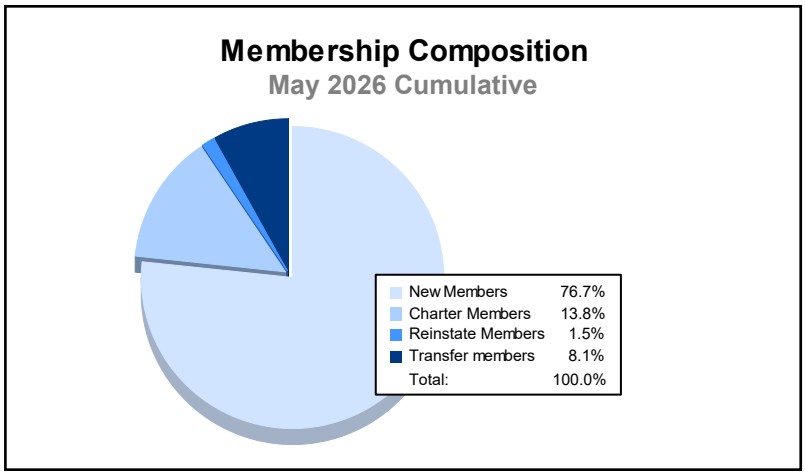
Membership Composition
May 2026 Cumulative
New Members 76.7%
Charter Members 13.8%
Reinstate Members 1.5%
Transfer members 8.1%
Total: 100.0%

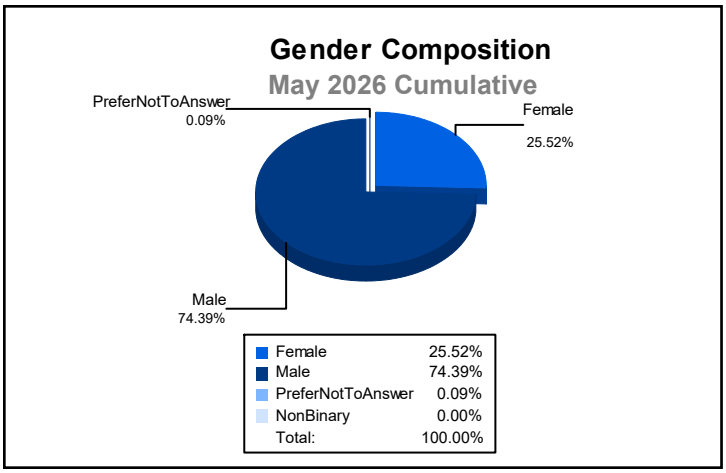
Gender Composition
May 2026 Cumulative
PreferNotToAnswer
0.09%
Female
25.52%
Male
74.39%
Female 25.52%
Male 74.39%
PreferNotToAnswer 0.09%
NonBinary 0.00%
Total: 100.00%